REGISTRATION SHEET PITCHED ROOF
various systems

ALUMERO

Master data

Date

Project name

Project status ◯ Proposal ◯ Contract

Contract partner

Client

Tel. no.

Street, House no.

E-Mail

Zip code City

Project site

Country / coordinates

Street, House no.

Zip code City

Delivery date (calendar week)

Country / coordinates

◯ To client ◯ To the project address

Roof data

Roof shape

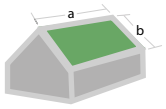

◯ Saddle roof

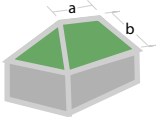

◯ Hip roof

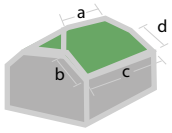

◯ Half-hip roof

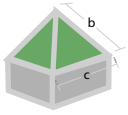

◯ Pavilion roof

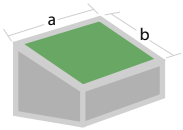

◯ Monopitch roof

Ridge length **a** (mm) Width **b** (mm) Ridge height **h** (mm) Alignment (°)

Inclination (°) Eaves length **c** (mm) Hull height **d** (mm)

◯ Other roof shapes and interfering surfaces: Please send drawing with all important dimensions!

Further planning specifications

Roof covering

Roof batten spacing (mm)

Unterkonstruktion

◯ Rafters ◯ Purlin ◯ Wood ◯ Steel

Distance (mm) Distance (mm)

Dimension (mm) Dimension (mm)

◯ Other

Note: For sandwich roofs, the purlin spacing must be specified exactly! (Drawing, roof plan)

For trapezoidal sheet metal

Sheet thickness (mm) Bead spacing (mm) Bead width (mm) Material

For sheet metal seams

Fold type * Rebate distance (mı Sheet thickness (mm) Material

* e.g. double standing seam, round seam, Domico GBS

ALUMERO

Modulbelegung

◯ Full design

◯ Planned performance _____ kWp

Module alignment ◯ Horizontal ◯ Vertical

Support profiles ◯ Single layer ◯ Cross composite

Note: Please send module arrangement and interfering areas separately! (Drawing, roof plan)

PV module data

Manufacturer | Module type | Output (Wp)

Length x width (mm) | Frame height (mm) | Weight (kg)

Terrain category

◯ Terrain category I



Open sea, lakes with at least 5 km of open area in wind direction; smooth, flat land without obstacles.

◯ Terrain category II



Agricultural land with boundary hedges, individual farmsteads, houses or trees.

◯ Terrain category III



Suburbs of cities or industrial and commercial areas; forests.

◯ Terrain category IV



Urban areas in which at least 15 % of the area is built up with buildings whose average height exceeds 15 metres

Characteristic value of the gust velocity pressure (= peak velocity pressure): qp in kN/m²

Gust load qp in kN/m²

Characteristic value of the snow load on the module: si in kN/m²

Snow load si in kN/m²

Note: The wind and snow loads to be applied are usually determined automatically in the Alumero.Pro.Tool.

Notes / Hints