

# Mono S5 Halfcut | Installer Series

315 W

The new Installer series in a „handy“ format is particularly suitable for angled roof surfaces with dormers and skylights in existing buildings and for repowering existing systems with classic formats. Double glass module with bifacial mono-crystalline N-Type/TOPCon half cells.

Especially suitable for:



Residential



Commercial



## Half-cell module

Two-part cell for more efficiency, more safety and more reliability



## Transparent

Transparent double glass solar module



## Glass cover

Resistant to ammonia & salt spray  
Highly transparent, self-cleaning glass



## Fire protection glass A

Best possible fire protection certification



## German warranty

30-year guarantee on the product and  
30 years on the module performance



## Bifacial cell

Transparent cell with additional energy on the back of the cell



## N-Type technology

TopCon solar module with N-type technology for top performance



## Area utilization

217 W/m<sup>2</sup> at 315 W. Top comparability thanks to wattage per square metre



## Multibusbar technology

Higher performance, greater reliability and higher (electrical) load capacity



## Low-light behaviour

Outstanding performance even under low light conditions

# Mono S5 Halfcut | Installer Series

## 315 W

### Electrical data under STC (Standard Test Conditions: 1000 W/m<sup>2</sup>, 25 °C, AM 1.5)

Rated power	$P_{max}$	315 W
Sorting limits of performance		0/+5 %
Voltage	$U_{MPP}$	35.84 V
Open circuit voltage	$U_{OC}$	42.42 V
Current	$I_{MPP}$	8.79 A
Short-circuit current	$I_{SC}$	9.28 A
Efficiency		21.69 %

### Temperature data

Operating temperature		- 40° C ~ + 85° C
Nominal operating cell temperature		43° C ± 2° C
Power temperature coefficient	$T_K(P_{MPP})$	- 0.300 %/°C
Voltage temperature coefficient	$T_K(U_{OC})$	- 0.280 %/°C
Current temperature coefficient	$T_K(I_{SC})$	0.040 %/°C

### Further information

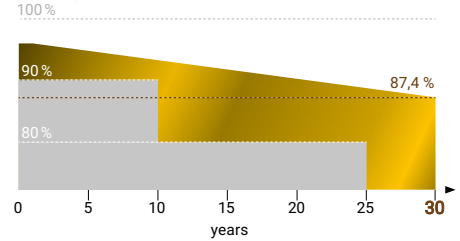
Number of cells	60 bifacial monocrystalline half cells (4 x 15)
Cell size	210 x 210 mm
Module dimensions	1650 x 880 x 30 mm
Type of Frame	Anodized aluminium alloy
Max. system voltage	1500 V
Reverse current loading capability	15 A
Glass thickness	Frontside/Backside: 2.0 mm/2.0 mm
Weight	approx. 18.5 kg
Module connection	MC4 or similar, 4.0 mm <sup>2</sup> , cable length: (+) ≥ 1200 mm, (-) ≥ 1200 mm
Junction box rating	IP68
Allowable Hail Load	25 mm iceball with velocity of 23 m/s
Snow load	8,100 Pa test (5,400 Pa design: IEC 61215/61730 safety factor 1.5)
Fire class	A according to IEC standard 61730-2 (UL 790, UL 1703)

30-year product warranty, 30-year linear performance warranty according to our additional warranty conditions for solar power modules of the "Mono S5 Halfcut Installer Series 315W" product series, which we will gladly send you. Due to the tolerance of the anti-reflective coating, colour differences in the solar modules may occur. Subject to technical modifications with corresponding follow-up certifications. Errors excepted. Illustration similar.

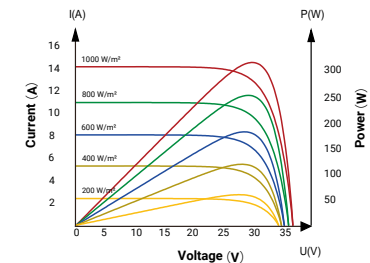
### Logistic

Dimension pallet (L/W/H)	175/120/120 cm
Weight pallet	approx. 680 kg
Modules per pallet	36
Modules per truck	1008
Modules per Container [40' HC]	1008

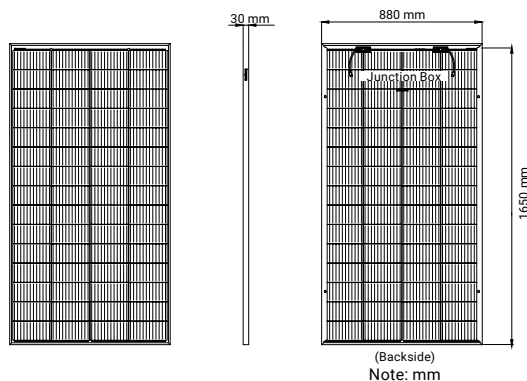
### Module performance



■ Linear performance warranty for Double-Glas Solar Modules  
 ■ Standard tiered warranty



### MS5 HC V XXX BF-DG (half cell module)



Note:  
Ensure correct polarity!

Your specialist dealer:

**Solar Fabrik GmbH**  
 Hermann-Niggemann-Str. 7-9  
 63846 Laufach  
 Germany

+49 (0)6093 20770-0  
 info@solar-fabrik.de  
 www.solar-fabrik.de